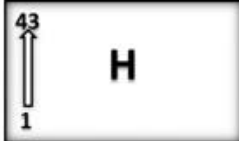
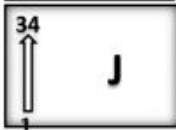
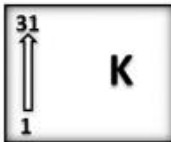


How to Find a Brick

- Look in the brick directory for the name of the person or organization that purchased the brick. **It's sorted in alphabetical order by donor.**
- Note the location. If the location is blank, the brick has not been placed. Bricks are placed once a year, typically in the spring/early summer.
- The letter is the section, the number is the row.



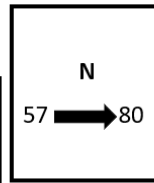
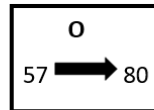
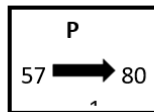
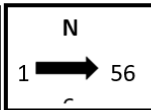
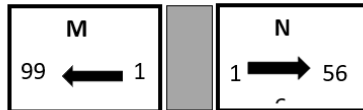
WWII Monument



Section markers are on each side at row one.



Museum Entrance



Community Center
Entrance

